





Görselleri verilen varlıkların adlarını oluşturan sesleri ve heceleri örnekteki gibi boyayalım, yazalım.





an	an
an	ne




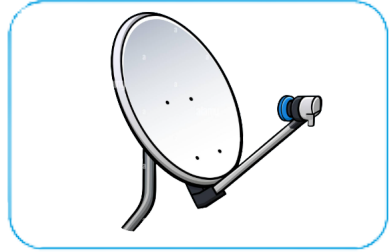

anne





an	ne
ni	en






na	ne
an	en




tan	ten
en	an




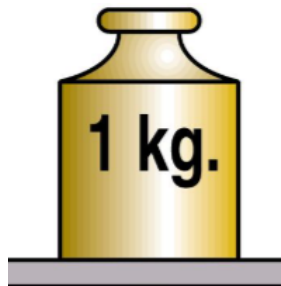


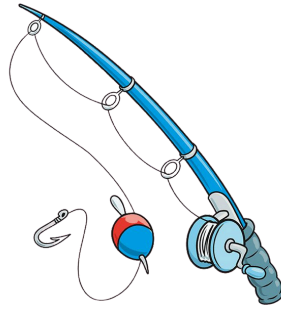


a	le
e	i



la	el
le	al

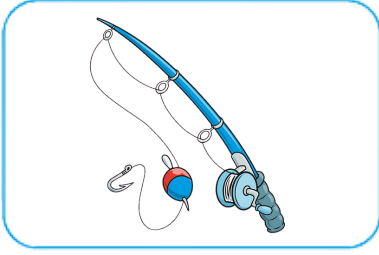


➡ Görsellerin adlarını yazalım.





Görselleri verilen varlıkların adlarını oluşturan heceleri örnekteki gibi boyayalım, yazalım.




ta	al
ol	to




---

---

---





i	ek
ik	ki




---

---

---




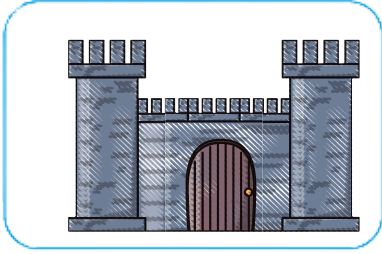
e	o
tel	tal



---

---

---




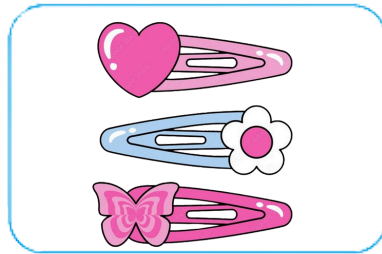
ak	ka
le	ke




---

---

---




to	ta
ka	ke




---

---

---



i	nak
a	nek



---

---

---

➡ Sayılara ve harflere dikkat ederek örnekteki gibi kodlamayı yazalım.

a n e t i l o k  
1 2 3 4 5 6 7 8

1 2 1  
ana

1 2 2 3

2 1 2 1

4 3 6

6 1 6 1

4 1 2 3

7 2 1

7 8 1 2

3 8 6 3

2 1 6

4 1 2 3

5 2 3 8

1 6 5

3 8 5 2

5 2 1 2

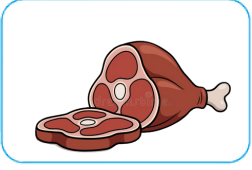
1 4 1

8 7 6 5

7 6 4 1



➡ Görsellerin adlarını yazarak cümleleri tamamlayalım.



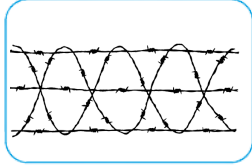
Ali ile Ela ..... al.




..... tane tane anlat.



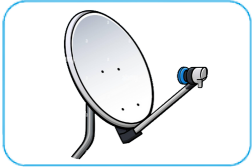
Lale o .....



İnal ..... atla.



..... tane tane anlat.



Lale ..... al.



Ali tane tane ..... at.



İnan ile Ela ..... al.




Nil ..... al.





Görselleri verilen varlıkların adlarını oluşturan heceleri örnekteki gibi boyayalım, yazalım.





ke	ki
lo	ki




---

---

---




kek	lik
ek	ke



---

---

---




ko	le
ka	li




---

---

---





ke	ki
kik	kek



---

---

---




at	le
ot	let




---

---

---



e	tek
tak	e



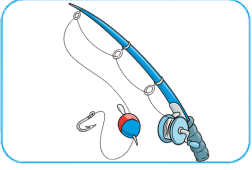
---

---

---



➡ Görsellerin adlarını yazarak cümleleri tamamlayalım..



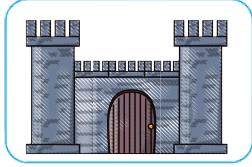
Okun ona ..... tak



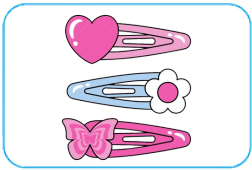
Onat o .....




Lale ona ..... kek al.



Okun o iki ..... ne?



Ilke o .....




Lale ona ..... al.



Onat o ..... ne?



Lale ona ..... at.



Ekin iki tane ..... al.

